

Scaled data based on original data using
LM-79-08 Approved Method: Electrical and Photometric Measurements of Solid-
State Lighting Products

Test Report Prepared for
Cooper Lighting Solutions
(formerly Eaton)

Brand: INVUE

Report Number: P140779

Luminaire Tested: **EMM-E01-LED-E1-RW-7030**

Issue Date: 03/03/2020

Test Information

Test Method: LM-79-08
Report Number: P140779
REPORT IS SCALED FROM IESNA LM-79-08 TEST DATA (P33689)
Test Lab: INNOVATION CENTER-P3
Issue Date: 03/03/2020
Manufacturer: COOPER LIGHTING SOLUTIONS (FORMERLY EATON)
Product Line: INVUE
Catalog Number: EMM-E01-LED-E1-RW-7030
Description: EPIC MODERN MEDIUM DECORATIVE LED LUMINAIRE
(1) LIGHTBARS WITH AccuLED OPTICS - RECTANGULAR WIDE
Light Source: (21) 3000K CCT, 70 CRI LEDs
Ballast/Driver: -

Summary

Lumens per Lamp: N/A
Luminaire Lumens: 2701.1 lumens
Efficiency: N/A
Efficacy: 109.4 lumens/watt
Luminous Opening: Rectangular (W 0.17' x L: 1' x H: 0')
IES Classification: Type I - Short - Full Cutoff
BUG Rating: B2 - U0 - G2

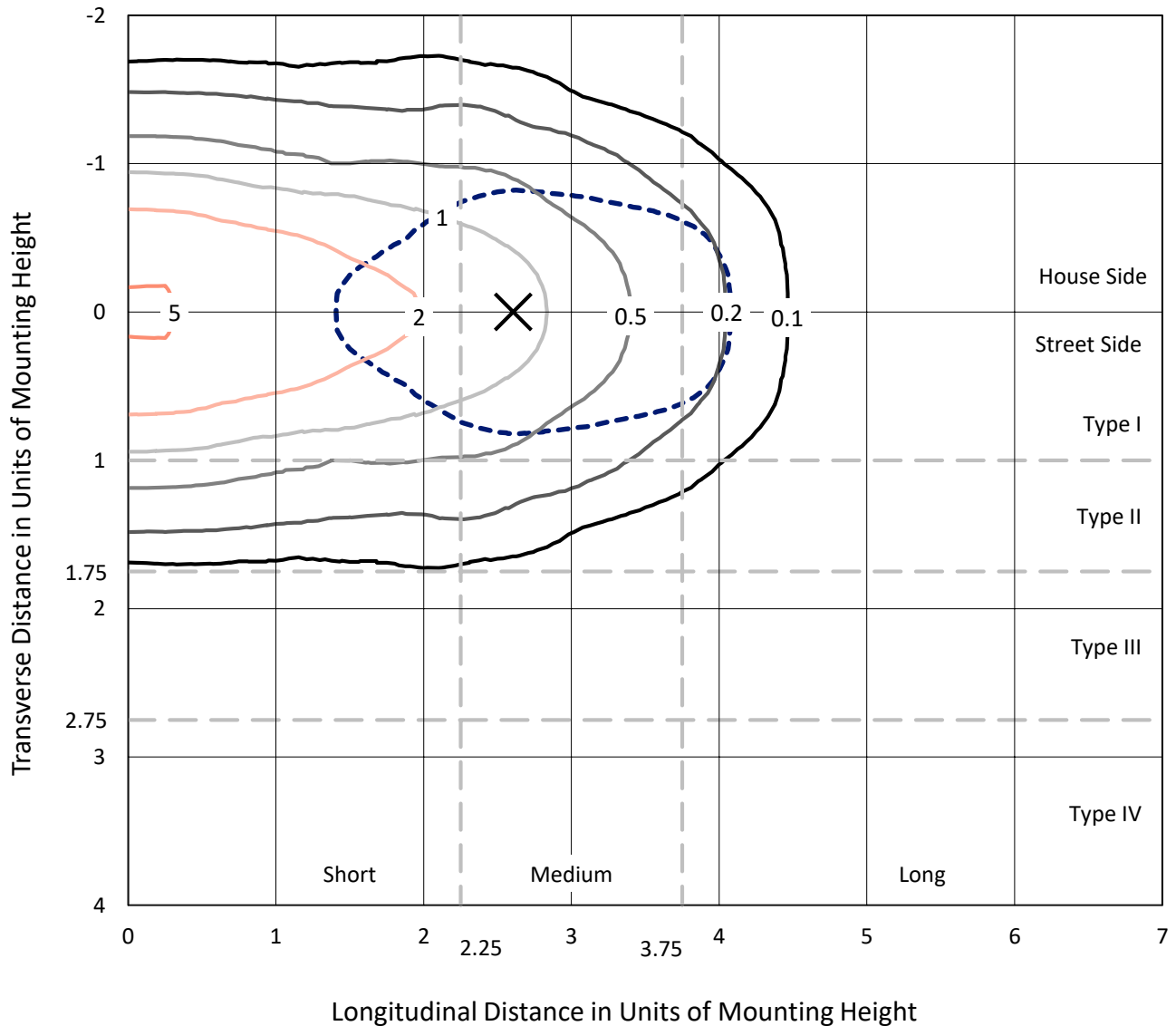
Input Watts (W): 24.7
Input Voltage (V): NR
Input Current (Ain): NR
Voltage Rise (V): NR
Power Factor: NR
Total Harmonic Distortion (THDi): NR
Frequency (hertz): 60
Stabilization Time: NR
Operation Time: NR
Ambient Temperature (°C): NR
Test Distance: 25 FT



REPORT NUMBER: P140779
 CATALOG NUMBER: EMM-E01-LED-E1-RW-7030

Iso-Footcandle Lines of Horizontal Illumination

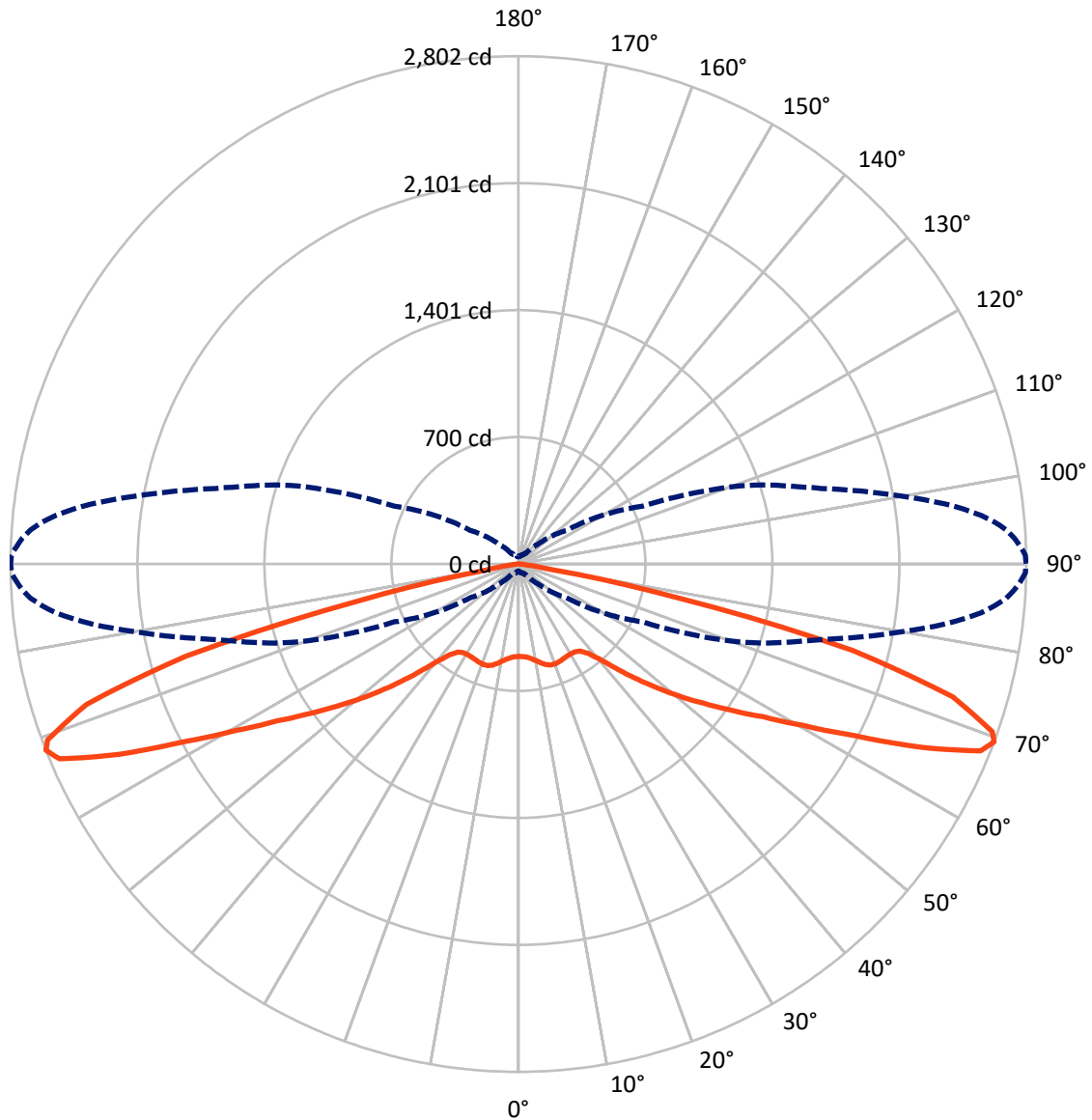
× Max cd
 - - - 1/2 Max cd



Based on 10 foot mounting height. Maximum calculated value = 5.2 fc
 Type I - Short - Full Cutoff

REPORT NUMBER: P140779
CATALOG NUMBER: EMM-E01-LED-E1-RW-7030

Luminous Intensity Polar Plot



— Vertical Plane Through 90-Deg Lateral - - - Horizontal Cone Through 69-Deg Vertical

REPORT NUMBER: P140779

CATALOG NUMBER: EMM-E01-LED-E1-RW-7030

FLUX DISTRIBUTION:

		Downward	Upward	Total
House Side	Lumens	1350.5	0.0	1350.5
	% Fixture	50.0	0.0	50.0
Street Side	Lumens	1350.5	0.0	1350.5
	% Fixture	50.0	0.0	50.0
Total	Lumens	2701.1	0.0	2701.1
	% Fixture	100.0	0.0	100.0

Coefficient of Utilization

ZONAL LUMENS:

Zone	Lumens	% Fixture
0°-10°	49.9	1.8
10°-20°	157.0	5.8
20°-30°	253.8	9.4
30°-40°	317.1	11.7
40°-50°	396.6	14.7
50°-60°	488.7	18.1
60°-70°	605.0	22.4
70°-80°	395.4	14.6
80°-90°	37.6	1.4
90°-100°	0.0	0.0
100°-110°	0.0	0.0
110°-120°	0.0	0.0
120°-130°	0.0	0.0
130°-140°	0.0	0.0
140°-150°	0.0	0.0
150°-160°	0.0	0.0
160°-170°	0.0	0.0
170°-180°	0.0	0.0
0°-90°	2701.1	100.0
0°-180°	2701.1	100.0



REPORT NUMBER: P140779

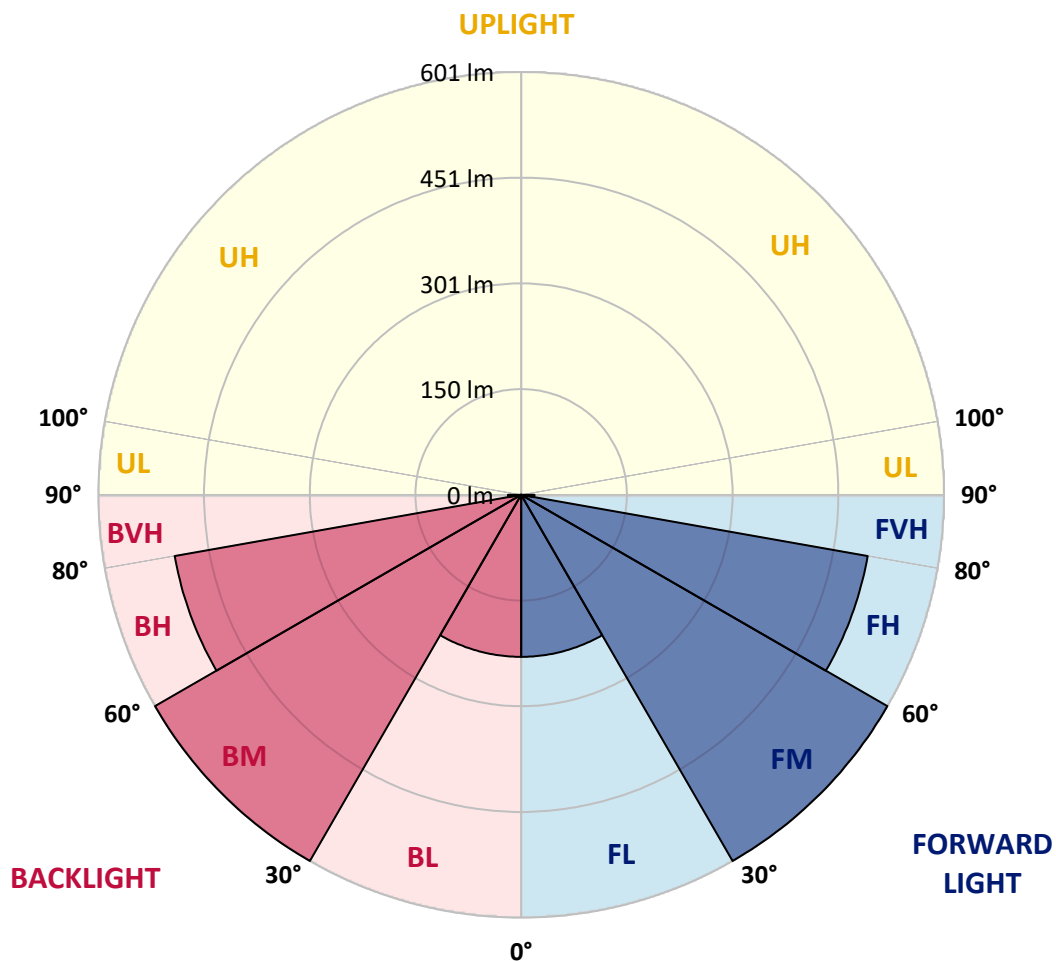
CATALOG NUMBER: EMM-E01-LED-E1-RW-7030

LUMINAIRE CLASSIFICATION SYSTEM LUMEN TABLE AND BUG RATING:

Zone	Lumens	% Fixture	Zone Rating/Lumen Limit		
			B	U	G
FL (0°-30°)	230.4	8.5			
FM (30°-60°)	601.2	22.3			
FH (60°-80°)	500.2	18.5			G0/660
FVH (80°-90°)	18.8	0.7			G1/100
BL (0°-30°)	230.4	8.5	B1/500		
BM (30°-60°)	601.2	22.3	B1/1000		
BH (60°-80°)	500.2	18.5	B2/1000		G2/1000
BVH (80°-90°)	18.8	0.7			G1/100
UL (90°-100°)	0.0	0.0		U0/0	
UH (100°-180°)	0.0	0.0		U0/0	

BUG Rating: B2-U0-G2

Type I Short





REPORT NUMBER: P140779

CATALOG NUMBER: EMM-E01-LED-E1-RW-7030

CANDELA DISTRIBUTION (FULL):

	0°	5°	15°	25°	35°	45°	55°	65°	66°	67°	68°
0°	510.0	510.0	510.0	510.0	510.0	510.0	510.0	510.0	510.0	510.0	510.0
2.5°	513.3	513.6	512.7	513.0	513.3	513.0	512.6	512.6	512.4	512.2	512.1
5°	516.7	516.8	516.4	517.1	517.2	517.7	517.8	517.8	517.8	517.7	517.6
7.5°	521.4	522.0	521.5	522.6	523.6	525.2	525.9	527.8	527.7	527.7	527.7
10°	525.8	526.4	526.4	528.8	531.4	534.3	537.3	540.2	540.4	540.6	540.8
12.5°	529.1	529.6	530.4	534.8	540.6	545.4	550.8	555.3	555.5	555.7	555.8
15°	527.8	528.8	532.4	539.4	549.5	557.6	564.2	569.6	570.0	570.3	570.7
17.5°	523.0	524.7	529.8	541.6	557.3	570.2	578.0	579.5	579.8	580.0	580.2
20°	512.8	515.3	523.2	540.1	563.2	580.7	588.5	585.8	585.5	585.3	585.0
22.5°	495.8	499.0	508.9	532.9	563.7	588.4	596.0	588.4	587.5	586.7	585.8
25°	473.0	475.6	486.8	515.2	556.7	589.8	600.7	590.0	588.6	587.3	585.9
27.5°	445.2	447.4	461.4	491.7	539.4	582.7	603.7	592.9	591.1	589.4	587.6
30°	414.0	415.9	431.3	463.6	515.0	567.3	603.4	599.4	597.3	595.2	593.2
32.5°	383.0	383.8	397.4	433.0	487.8	544.7	598.4	609.5	607.5	605.4	603.4
35°	348.9	351.4	366.0	404.6	457.2	519.7	591.7	623.5	622.3	621.2	620.0
37.5°	321.5	322.3	338.0	378.2	432.5	497.0	583.2	641.5	642.3	643.1	643.9
40°	294.1	294.1	309.6	351.4	407.7	476.6	576.0	663.6	667.7	671.9	676.1
42.5°	264.1	266.2	281.5	323.0	383.6	459.2	572.3	690.1	697.9	705.8	713.6
45°	236.1	237.4	253.0	293.6	353.7	439.5	571.3	719.6	731.5	743.4	755.4
47.5°	208.6	210.6	225.2	262.5	320.9	413.2	569.9	753.2	768.4	783.7	799.0
50°	183.0	184.2	200.6	234.6	288.6	379.0	561.0	790.8	809.4	828.1	846.7
52.5°	155.9	158.3	171.8	206.9	256.0	342.4	537.3	831.8	854.3	876.8	899.3
55°	127.6	127.0	143.2	176.1	227.6	307.2	493.8	867.2	894.4	921.6	948.8
57.5°	93.5	95.4	110.4	143.7	194.6	277.6	442.5	885.6	919.6	953.5	987.4
60°	67.0	69.7	82.7	109.0	161.6	248.8	390.2	872.8	917.8	962.7	1007.7
62.5°	52.4	53.6	64.7	81.8	126.0	218.4	355.0	839.7	901.6	963.6	1025.6
65°	45.7	47.0	56.9	65.8	95.8	189.6	333.8	813.2	895.0	976.7	1058.5
67.5°	41.6	43.2	51.8	57.8	78.6	165.1	328.8	791.6	887.5	983.4	1079.4
69°	39.6	41.2	49.2	54.8	72.9	157.4	323.0	755.2	852.6	949.9	1047.3
70°	38.7	40.0	47.6	53.0	71.1	152.8	310.0	713.6	807.7	901.8	995.9
72.5°	35.6	36.4	43.3	48.6	67.2	127.9	245.6	534.2	612.8	691.4	770.1
75°	31.6	32.8	39.2	44.4	54.0	81.9	161.0	322.9	381.1	439.4	497.6
77.5°	27.1	28.2	33.7	42.4	41.6	49.6	92.6	180.4	211.9	243.4	274.8
80°	23.4	24.6	29.5	39.4	33.8	36.7	62.4	117.7	129.7	141.6	153.6
82.5°	18.5	19.2	24.8	32.1	26.2	27.2	46.7	102.8	110.0	117.2	124.4
85°	11.8	12.2	18.2	21.9	18.3	16.1	29.4	75.4	81.0	86.8	92.4
87.5°	4.1	5.8	8.0	7.6	7.6	5.8	10.4	27.8	30.1	32.3	34.5
90°	0.0	0.0	0.0	0.0	0.0	0.0	0.0	0.0	0.0	0.0	0.0



REPORT NUMBER: P140779

CATALOG NUMBER: EMM-E01-LED-E1-RW-7030

CANDELA DISTRIBUTION (continued):

	69°	70°	71°	72°	73°	74°	75°	76°	77°	78°	79°
0°	510.0	510.0	510.0	510.0	510.0	510.0	510.0	510.0	510.0	510.0	510.0
2.5°	511.9	511.8	511.9	511.9	511.8	511.6	511.6	511.4	511.2	511.2	511.0
5°	517.5	517.4	517.7	517.6	517.7	517.6	517.6	517.4	517.6	517.0	516.8
7.5°	527.6	527.6	527.6	528.0	527.8	527.6	527.9	527.9	528.0	527.6	527.6
10°	541.0	541.2	541.4	541.8	541.8	541.8	542.4	541.9	542.8	542.0	542.4
12.5°	556.0	556.2	557.0	557.3	557.6	557.6	557.6	558.5	559.1	559.0	559.1
15°	571.1	571.4	571.6	572.0	572.0	572.2	572.8	573.8	573.6	574.2	574.2
17.5°	580.5	580.8	580.6	580.6	580.9	581.4	582.0	582.6	582.4	582.8	583.2
20°	584.8	584.6	584.0	583.8	583.6	584.0	584.0	584.1	584.4	584.3	584.3
22.5°	585.0	584.1	583.0	582.4	581.6	581.2	581.5	581.2	581.2	581.2	580.9
25°	584.6	583.2	581.5	580.3	579.0	578.3	577.6	577.2	576.7	576.6	576.6
27.5°	585.9	584.1	582.4	580.2	578.4	577.6	576.4	575.4	574.8	574.2	574.2
30°	591.0	589.0	586.8	584.1	581.8	581.0	579.0	578.0	576.5	575.7	575.4
32.5°	601.4	599.4	596.4	593.4	591.6	589.2	587.6	585.3	583.6	582.6	581.2
35°	618.9	617.8	615.3	613.3	610.6	608.0	604.6	603.4	599.9	599.3	597.6
37.5°	644.7	645.6	645.2	643.6	641.8	639.5	638.2	635.5	634.2	632.8	631.3
40°	680.2	684.4	685.8	687.4	687.9	689.9	687.6	687.3	685.4	687.0	686.1
42.5°	721.4	729.3	733.6	738.6	744.0	749.1	753.0	759.8	759.0	764.2	767.8
45°	767.3	779.2	790.2	798.6	809.0	820.6	830.8	840.2	851.0	857.0	866.0
47.5°	814.2	829.4	845.2	860.7	875.6	890.6	908.8	925.4	941.5	952.5	966.4
50°	865.4	884.0	902.8	921.9	943.0	966.5	986.8	1008.5	1030.8	1053.2	1069.0
52.5°	921.9	944.4	965.0	985.0	1011.2	1036.1	1062.6	1089.6	1123.2	1147.8	1169.6
55°	976.0	1003.2	1025.7	1049.8	1077.2	1104.7	1137.2	1171.1	1206.6	1242.0	1274.0
57.5°	1021.3	1055.2	1082.0	1106.0	1135.3	1167.1	1201.9	1244.0	1284.6	1328.4	1369.7
60°	1052.6	1097.6	1129.8	1158.6	1192.6	1228.0	1273.5	1323.2	1376.6	1431.0	1484.0
62.5°	1087.5	1149.4	1193.6	1234.7	1275.1	1314.3	1365.6	1427.2	1499.8	1565.6	1635.8
65°	1140.3	1222.1	1287.2	1339.6	1396.9	1454.1	1513.9	1585.9	1668.2	1764.4	1846.2
67.5°	1175.3	1271.2	1354.0	1429.1	1495.9	1565.4	1641.0	1727.2	1826.6	1924.8	2026.4
69°	1144.6	1242.0	1329.6	1412.2	1485.4	1560.3	1637.1	1723.8	1825.4	1933.8	2041.2
70°	1090.0	1184.2	1274.6	1361.6	1433.2	1511.4	1586.9	1669.6	1772.5	1881.0	1997.8
72.5°	848.7	927.4	1020.2	1104.2	1189.6	1261.0	1329.2	1412.2	1516.0	1619.4	1733.1
75°	555.8	614.0	699.0	768.2	842.0	909.0	958.4	1040.8	1103.8	1201.0	1306.7
77.5°	306.3	337.8	382.0	438.3	470.1	507.8	557.2	587.2	632.0	700.1	731.8
80°	165.5	177.5	196.0	207.8	217.2	208.0	202.9	211.9	208.0	207.0	196.8
82.5°	131.6	138.8	148.4	155.2	150.8	130.9	109.8	94.4	84.5	71.1	60.9
85°	98.2	103.8	107.5	112.0	111.3	100.6	80.5	62.3	48.8	39.0	34.0
87.5°	36.7	39.0	40.0	48.7	44.8	42.5	33.0	24.0	18.4	13.4	10.8
90°	0.0	0.0	0.0	0.0	0.0	0.0	0.0	0.0	0.0	0.0	0.0



REPORT NUMBER: P140779

CATALOG NUMBER: EMM-E01-LED-E1-RW-7030

CANDELA DISTRIBUTION (continued):

	80°	81°	82°	83°	84°	85°	86°	87°	88°	89°	90°
0°	510.0	510.0	510.0	510.0	510.0	510.0	510.0	510.0	510.0	510.0	510.0
2.5°	511.4	511.2	511.2	511.2	511.4	511.0	510.8	511.0	510.9	510.9	510.9
5°	517.4	517.2	517.2	517.4	517.2	517.4	517.2	516.6	517.0	517.2	517.3
7.5°	528.0	527.8	527.8	528.6	528.4	528.2	528.0	528.4	527.9	527.9	528.2
10°	542.4	543.0	542.8	543.3	543.2	542.8	542.5	542.8	543.3	543.4	542.8
12.5°	560.0	560.2	559.8	560.6	560.2	561.2	560.0	560.7	561.2	560.4	560.8
15°	574.3	574.3	575.0	575.1	575.0	575.2	576.2	575.7	575.2	576.0	576.3
17.5°	583.0	583.4	583.6	583.8	584.0	584.4	584.5	584.4	584.5	584.8	585.5
20°	585.0	584.8	585.2	585.3	585.8	585.8	586.0	585.9	586.4	586.6	586.7
22.5°	581.5	581.7	581.8	582.3	582.1	582.4	582.6	583.0	582.8	583.2	583.3
25°	576.8	577.1	577.2	577.0	577.0	577.2	577.4	577.2	577.8	578.2	578.2
27.5°	573.8	573.8	574.2	574.0	573.8	574.0	573.9	573.9	573.8	574.0	574.5
30°	575.0	574.5	574.2	574.2	574.0	573.8	573.4	573.0	573.0	573.1	573.0
32.5°	581.5	580.6	580.2	579.6	579.4	578.6	577.7	577.4	576.6	576.7	576.3
35°	598.2	597.2	597.2	595.5	594.6	594.2	593.4	591.1	591.2	590.3	590.0
37.5°	631.6	629.8	629.0	630.6	627.7	628.8	626.2	625.2	625.8	624.2	625.0
40°	687.6	690.5	689.2	691.0	691.7	692.0	692.0	689.4	692.0	687.9	689.3
42.5°	768.4	776.0	778.8	779.7	784.4	783.2	781.8	781.6	781.6	783.5	782.4
45°	870.1	871.2	884.1	886.6	889.2	892.0	891.3	894.6	897.1	893.7	894.2
47.5°	974.1	984.9	994.4	999.5	1005.2	1002.2	1004.6	1006.0	1014.6	1013.6	1012.9
50°	1088.6	1106.7	1111.7	1117.4	1121.8	1130.6	1129.8	1135.2	1134.2	1141.4	1142.3
52.5°	1197.1	1217.0	1237.2	1246.1	1252.8	1263.0	1266.9	1272.8	1270.6	1270.0	1275.3
55°	1305.0	1338.4	1361.5	1384.2	1396.8	1410.4	1416.2	1424.4	1428.0	1429.7	1423.0
57.5°	1412.1	1452.1	1491.2	1519.2	1538.7	1559.1	1569.9	1578.9	1589.4	1592.9	1589.5
60°	1537.2	1595.8	1647.0	1684.5	1720.4	1742.7	1766.0	1783.0	1786.2	1800.6	1810.0
62.5°	1703.8	1775.2	1840.2	1894.8	1950.5	1992.0	2034.0	2050.8	2067.4	2078.6	2085.5
65°	1931.2	2025.2	2115.0	2192.5	2260.8	2330.0	2379.0	2404.7	2437.8	2444.2	2437.1
67.5°	2130.4	2241.4	2353.0	2451.6	2525.4	2597.2	2655.2	2697.9	2728.8	2744.0	2750.4
69°	2152.3	2265.1	2379.1	2477.5	2566.8	2638.4	2697.9	2740.2	2771.0	2797.3	2801.9
70°	2107.4	2234.0	2344.9	2444.1	2536.2	2609.1	2662.4	2710.9	2745.8	2766.1	2773.2
72.5°	1850.0	1963.9	2075.8	2190.0	2269.0	2356.6	2400.4	2439.2	2485.9	2512.3	2506.5
75°	1402.0	1500.5	1598.1	1683.6	1744.5	1776.8	1828.1	1865.6	1858.8	1903.4	1904.6
77.5°	790.8	803.6	869.8	861.0	890.2	891.0	898.6	911.8	886.4	938.6	901.2
80°	191.8	189.2	203.0	186.8	185.4	184.0	179.4	188.4	189.7	180.4	182.1
82.5°	56.3	53.8	52.8	51.4	53.7	53.0	53.4	53.8	55.2	53.3	55.4
85°	30.9	29.1	29.0	28.2	28.0	26.4	26.2	26.2	25.2	25.4	25.3
87.5°	11.9	11.1	10.5	10.0	9.9	9.4	9.0	8.2	7.3	6.6	6.1
90°	0.0	0.0	0.0	0.0	0.0	0.0	0.0	0.0	0.0	0.0	0.0

(END OF REPORT)